


1



A three shot par five. Avoid going right off the tee and keep clear of going long and to the left on your approach.

2

A very straight forward hole. Go between the bunkers or over the right one. The green slopes from front to back.



3



Trust your swing here. Long and left is wet. Check the pin placement on this two tiered green before you hit your approach.

4

Short and Salty. Be careful selecting your club for this one, as the green slopes from back to front.




5




Stay right on your tee shot. A long approach here will end up in the water.

6

Position is key on this hole. Consider hitting a wood or long iron off the tee.



7



A short par four. It is a risk/reward hole for long hitters, fly your tee shot over the bunkers and you're in great shape, spray it left or right and you'll hit again.

8

A medium length par three where long is your best play.



9



Going over the right bunker can reward you greatly with a kick to add yards. Fail and you will end up in the bunker or worse...the fescue.

- USGA RULES GOVERN ALL PLAY - Unless Modified by Local Rules

- Select tees to play that best fit your ability
- Rangers have full authority regarding pace of play decisions. Your place on the course is immediately behind the group ahead of you
- Repair all ball marks on greens. Yours and one more!
- Replace all fairway divots or use the sand fill from the bottle for the divot hole
- Fill divot holes on the Par 3 tees with the sand and seed mix
- Leave rakes in the bunkers
- Keep carts on the paved paths around the greens and tees - NO EXCEPTIONS
- Follow all cart signs - observe and respect daily path rule
- Cart operators must be licensed drivers
- Cart path only on Par 3 holes
- NO PERSONAL COOLERS
- Appropriate golf attire is required. Collared and sleeved shirts for men. Not permitted - gym shorts, sweatpants, short-shorts, tank-tops or swimwear
- Only 2 riders per cart, each with their own set of clubs
- Environmentally Sensitive Areas are prohibited from play. Proceed under Lateral water hazard rule relief procedure
- 3 minute local rule in affect to look for lost balls
- Pace of play: 9 holes-2 1/4 hrs/18 holes - 4 1/2 hrs
- Groups stopping to eat at the clubhouse or turn, will forfeit their position to the group behind them

- YARDAGE MARKERS ARE MEASURED TO THE CENTER OF THE GREENS -

Red: 100 yards • White: 150 yards • Blue: 200 yards

Golf Course Architect: Scott Witter

12292 Clarence Center Rd. • Akron, NY 14001

(716) 542-4653

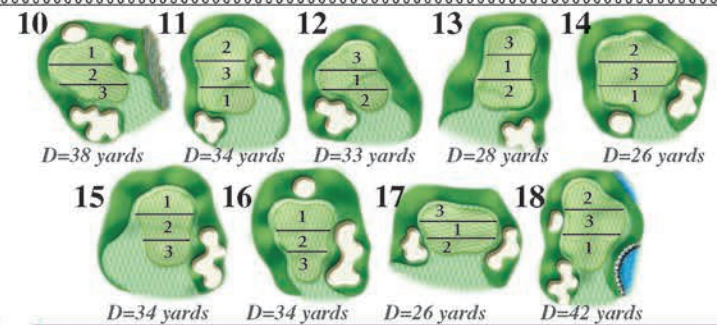
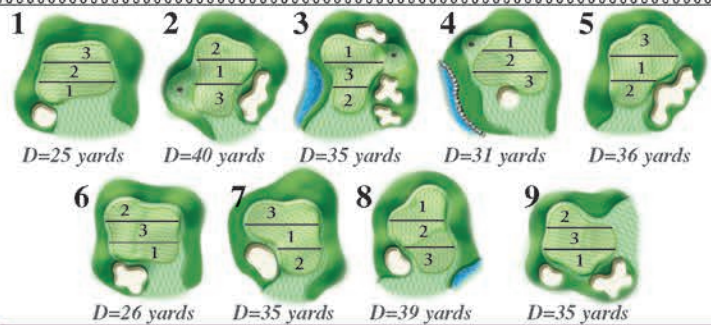
www.arrowheadgcwny.com



ARROWHEAD

GOLF CLUB





HOLE	1	2	3	4	5	6	7	8	9	OUT
BLUE	572	427	383	158	378	367	329	184	548	3346
WHITE	548	407	360	141	356	343	314	168	527	3164
YELLOW	503	377	333	116	322	308	285	144	476	2864
HANDICAP	2	6	8	14	4	16	18	10	12	
				P				P		
				A				A		
				T				T		
				H				H		
PAR	5	4	4	3	4	4	4	3	5	36
				O				O		
				N				N		
				L				L		
				Y				Y		
LADIES' HANDICAP	2	6	14	12	10	16	18	4	8	
RED	463	338	304	102	280	288	247	121	427	2570

INITIAL	10	11	12	13	14	15	16	17	18	IN	TOT	HCP	NET
	530	433	164	415	330	535	193	357	448	3405	6751	71.8/128	
	504	409	153	398	300	521	184	344	407	3220	6384	70.3/125	
	420	376	132	368	257	483	163	322	355	2876	5740	67.5/117	
	11	5	17	3	7	9	13	15	1				
				P				P					
				A				A					
				T				T					
				H				H					
				O				O					
				N				N					
				L				L					
				Y				Y					
	5	13	17	3	15	9	7	11	1				
	384	348	111	337	240	430	124	287	326	2587	5157	69.3/117	

DATE _____ SCORER _____ ATTEST _____

CHECK TEES PLAYED
 BLUE WHITE YELLOW RED

Winding right then left...there is trouble here, trouble there, trouble everywhere! The smart player will use three shots to reach this green.

Find the fairway here and you will be able to attack this flag. Miss and you may have to gauge your way back into play.

Check the wind before starting this hole. This par three can play deceptively long or short.

This is the tightest hole on the course. It allows for only one way to play it. Hit the fairway then head for the green. Good luck!

Keep the driver in the bag. Think of your ideal yardage for your approach shot. Miss the green and you will be hacking out of the thickest heather on the course.

Hit it at the right corner of the fairway bunker for some extra yards. You should catch the down slope from there.

This hole primarily plays into the wind. A two tiered green slopes from back to front with a small area to left to miss into.

Feeling lucky? Going over the bunker will allow you to go right at this one.

We saved the best for last. A good drive is required to reach the green in two. Long is the play for this approach shot.